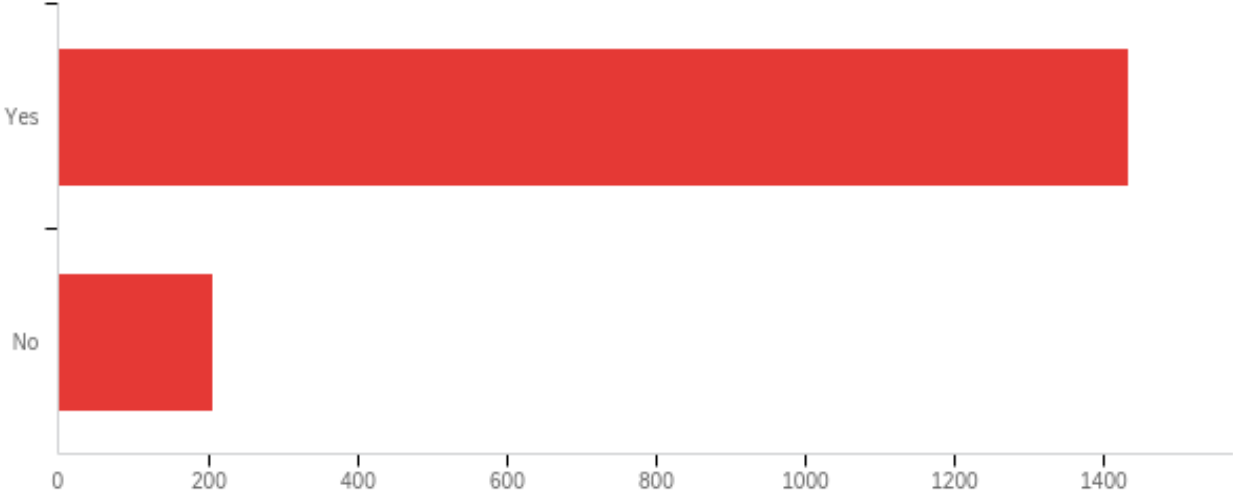


2020 Commencement Ceremony Survey Report

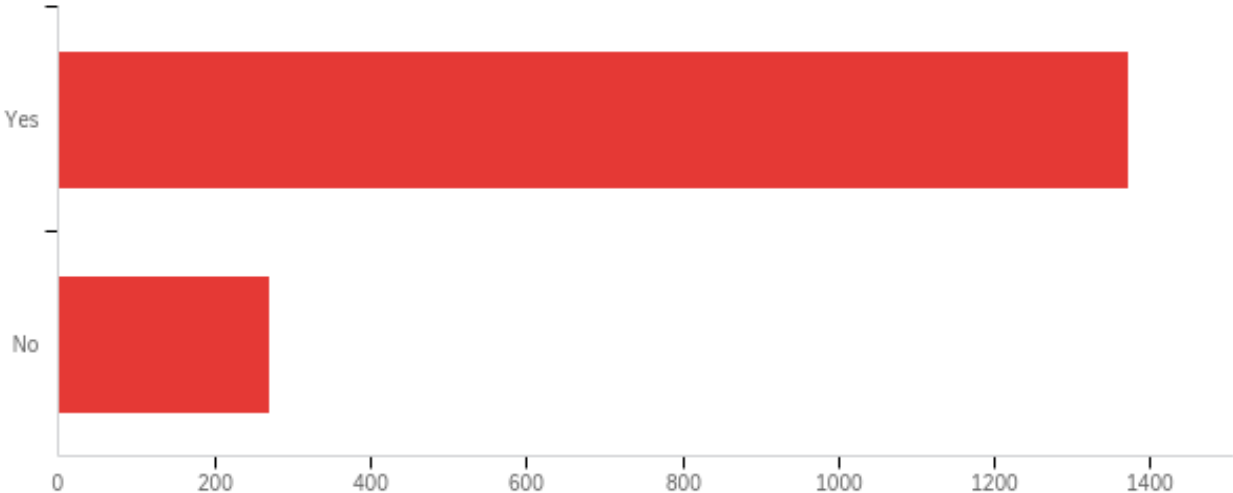
Response rate: 1,641 out of 4,921 (33.35%)

Q1 - Would you come back to St. Louis for a ceremony or celebration at a later date?



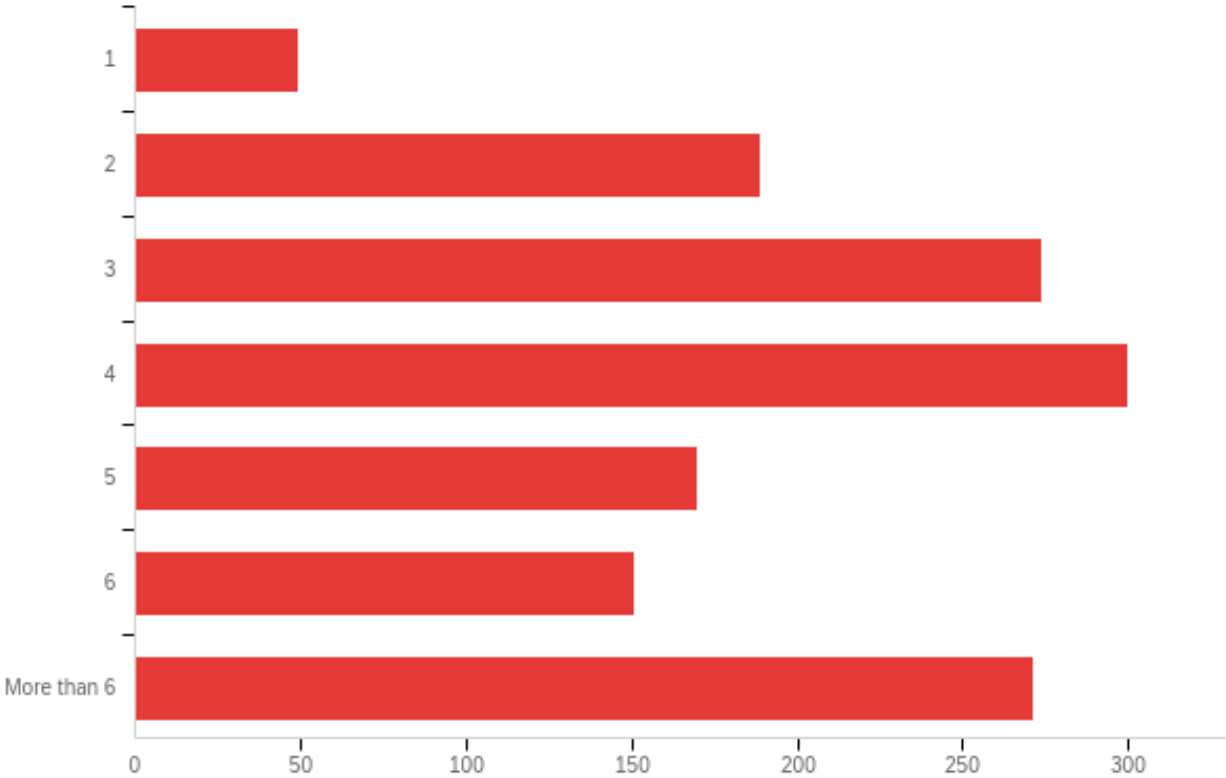
Answer	%	Count
Yes	87.39%	1434
No	12.61%	207
Total	100%	1641

Q2 - Would your family and friends likely join you for a future in-person event?



Answer	%	Count
Yes	83.55%	1371
No	16.45%	270
Total	100%	1641

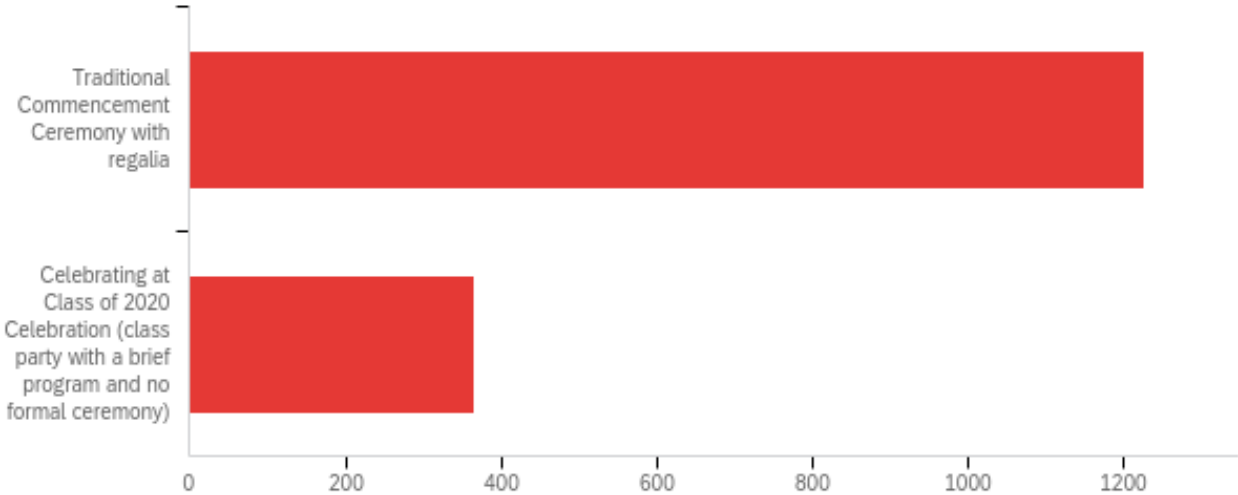
Q2a - If yes, please indicate the number of guests that would join you:



	Field	Mean	Count
	If yes, please indicate the number of guests that would join you:	4.35	1404

Answer	%	Count
1	3.49%	49
2	13.46%	189
3	19.52%	274
4	21.37%	300
5	12.11%	170
6	10.75%	151
More than 6	19.30%	271
Total	100%	1404

Q3 - Which of the following do you prefer?



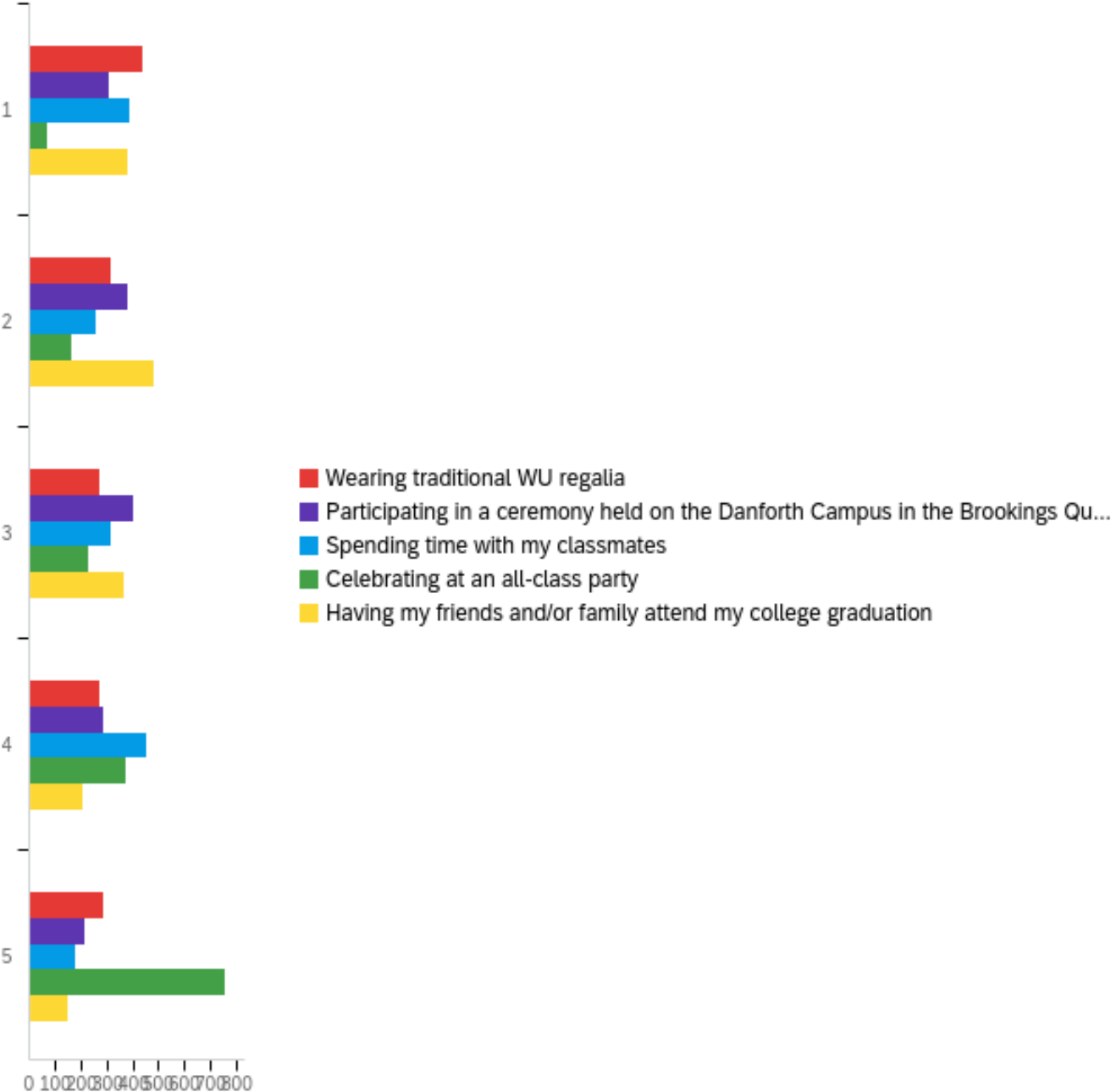
Answer	%	Count
Traditional Commencement Ceremony with regalia	76.99%	1228
Celebrating at Class of 2020 Celebration (class party with a brief program and no formal ceremony)	23.01%	367
Total	100%	1595

Q4 - Please indicate how likely you are to attend a future event during each of the following timeframes (1 being most likely and 6 being least likely).

Field	Mean	Count
December 2020	3.22	1369
April 2021 - Reunion at Thurtene Carnival	3.77	1439
May 2021	3.35	1340

Summary: December 2020 is the preference, although only slightly over May 2021. April 2021 is the least preferred option.

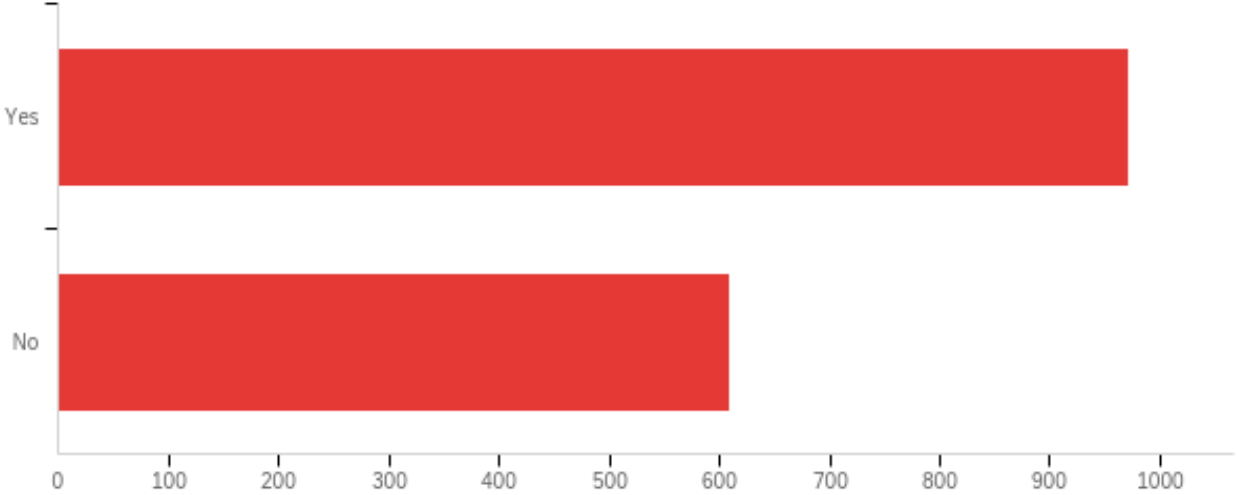
Q5 - Please rank the following elements of Commencement in the order of importance to you (1 being the most important and 5 the least important).



Field	Mean	Count
Wearing traditional WU regalia	2.78	1587
Participating in a ceremony held on the Danforth Campus in the Brookings Quadrangle	2.82	1587
Spending time with my classmates	2.86	1587
Celebrating at an all-class party	4.01	1587
Having my friends and/or family attend my college graduation	2.54	1587

Summary: “Having my friends and/or family attend my college graduation” was the most important aspect when measured by the mean; however, “Wearing traditional WU regalia” received the most #1 rankings. Overall, all options (other than “Celebrating at an all-class party”) were relatively even. “Celebrating at an all-class party” was least favorable by far.

Q6 - Would you like to see your 1st year Reunion and Commencement on the same weekend?



Answer	%	Count
Yes	61.42%	971
No	38.58%	610
Total	100%	1581